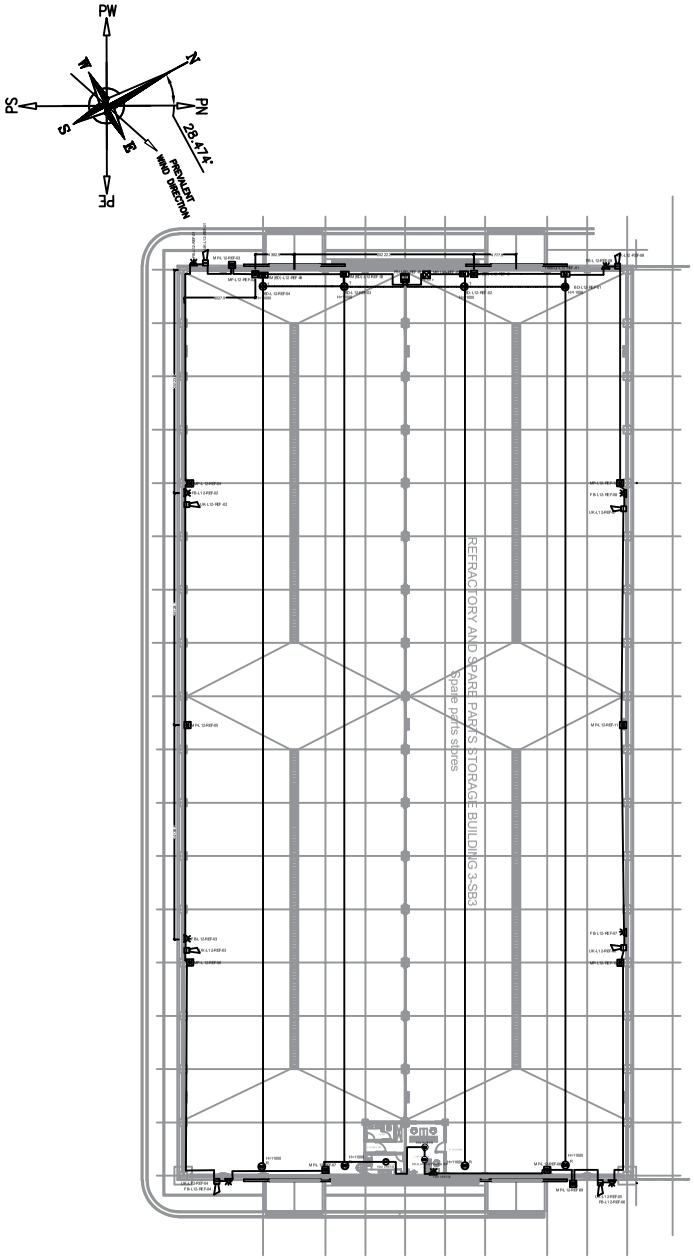

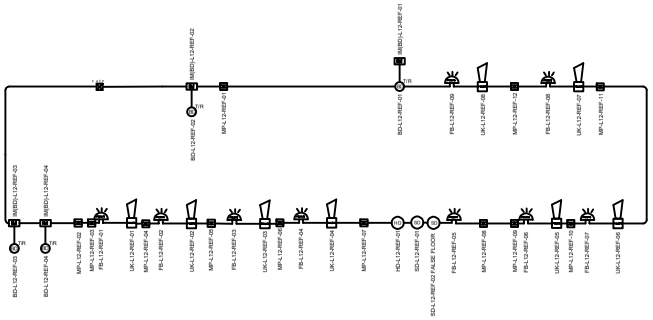

BLOCK DIAGRAM

REFERENCES

DOC/DRAWING NO.

C.RCL.0.9K71.Y07-ZMP.UP503

KEY PLAN

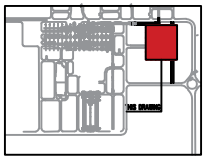

GENERAL NOTE

Revision	Modification Contents	Date	Made by	Checked by
[redacted]	[redacted]		[redacted]	

Client Dwg. No.	
Supplier Dwg. No.	C.RCL.0.SE.96.1GN1-6GLLAY001
Project	3MTPY Steel Making-Endless Strip Production Plant
Plant	SMP
Area	GENS
Equipment	
Subgroup	
Drawing Name	Fire Alarm System Layout Drawing for Refractories, Consumable and Spare Parts Storages
Material Code	Revision Version
Supplier Rev.	
Dwg. No.	
Made by	Date / Name
Checked by	
Approved by	
Material	
Mass (kg)	
Security Level	
Status	
Document Type	DWG
Scale	1:100
Size	A0
Sheet	4
No. of Sheets	8
Contractor Dwg. No.	FFAF-FE0004-INS-DWG-SMP009-00
Revision	

The drawings, and the information contained herein are the property of FEFCO. And they shall not be disclosed, reproduced or used in any manner without the prior written consent of FEFCO. Ultimate administrator is Ivcyprenet design.